

## Pallet Lift

**Pallet Lift**  
PLM/1000/2530/B/G

### Pallet Lift Description

This pallet lift is a double pillar machine with a Safe Working Load of 1000 Kgs and a lift height of 2530mm. The lifting platform will be big enough to allow a standard pallet (1200 x 1000mm) to be loaded using a hand pallet truck. At the upper level, there will be a landing plate to allow easy unloading. The pallet lift is constructed from Grade 304 stainless steel and would be bolted to the floor. Lifting with this pallet lift is accomplished via chains driven by a motor gearbox mounted at the top of the one column with a crossover shaft to the other column.



*Double Pillar Pallet Lift for Standard Pallets*

Call now on **01495 312 172**

[webenquiry@basehandling.co.uk](mailto:webenquiry@basehandling.co.uk)

Base Handling Products Limited, Unit 20, Barleyfield Industrial Estate  
Brynmawr, Gwent, NP23 4YF.



**Safety Guard to PD 5304:2005 Safety of Machinery**

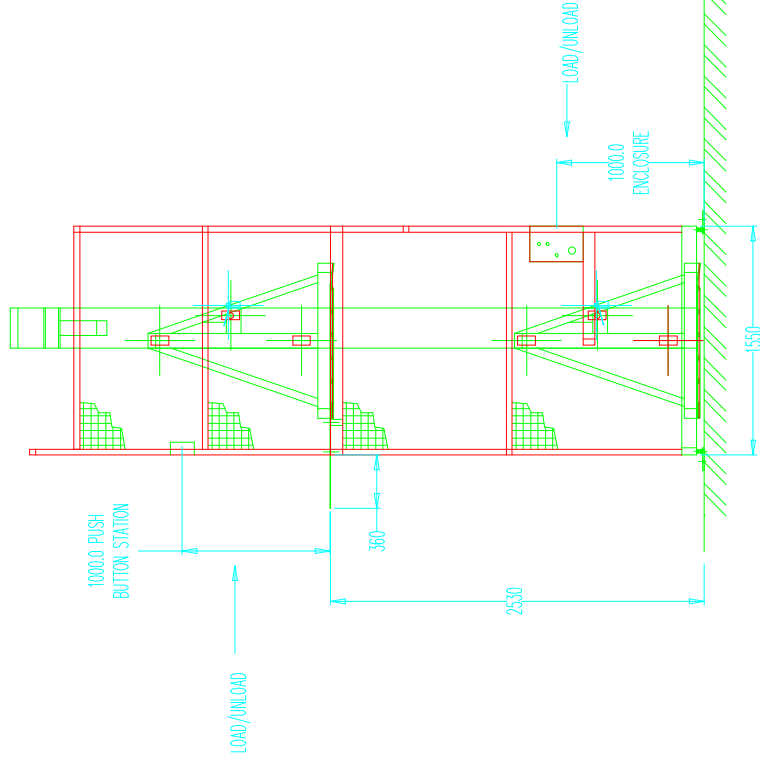
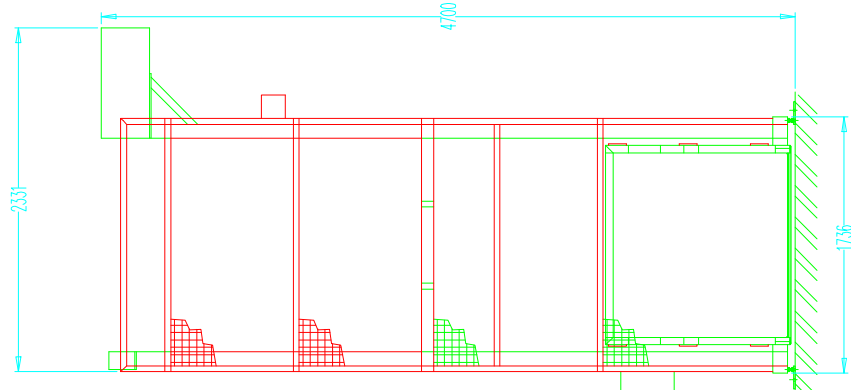
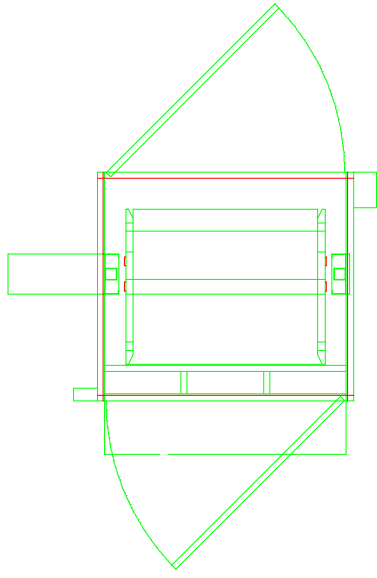
The safety guard is constructed from 40 x 40 x 3mm stainless steel box section and 3mm wire, 40mm aperture stainless steel weld mesh meet the requirements of PD 5304:2005 Safety of Machinery. It would enclose the pallet lift to a height of 4730mm with a hinged door at each level through which the pallets can be loaded and unloaded. Each door is electrically interlocked to prevent the pallet lift being operated with a door open and in addition, the doors are mechanically locked closed whilst the pallet lift is running. Each door may only be opened when the lifting carriage is at the appropriate level.

**Pallet Lift Specification**

DESCRIPTION	DOUBLE PILLAR PALLET LIFT
MODEL No.	PLM/1000/2530/B/G
CAPACITY	1000Kgs
LIFT HEIGHT	2530mm
OVERALL HEIGHT	4730mm
MACHINE HANDING	LEFT OR RIGHT HAND AVAILABLE
PLATFORM SIZE	1300 x 1100mm
CONTAINER DESCRIPTION	STANDARD PALLET 1200 x 1000mm
BASE ARRANGEMENT	BOLTED TO THE FLOOR
CONTROL CIRCUIT	24Vac (STANDARD)
ELECTRICAL RATING	IP65
LIMIT SWITCHES	ADJUSTABLE ROD
MOTOR DETAIL	2.2kW, 3 PHASE, 50 CYCLE, 415V
MOTOR BRAKE	415V SEPARATELY EXCITED
GEARBOX DETAIL	FLENDER
LIFT CHAIN	1" SIMPLEX SEDIS DELTA 'Z'
TENSION CHAIN	3/4" SIMPLEX SEDIS DELTA 'Z'
LIFT SPEED	6.4 METERS/MINUTE

**Pallet Lift Application Story**

This pallet lift was required to elevate a standard pallet (1200 x 1000mm) from a ground floor level onto a mezzanine floor at a height of 2530mm. This particular pallet lift had a 'Z' loading configuration so that the pallet was loaded at the front and unloaded at the back of the machine at the upper level. This pallet lift can be mounted on an existing floor and therefore does not require a pit to be created with the requisite drainage issues.



COPYRIGHT RESERVED  
 DRAWN THIRD ANGLE PROJECTION



**BASE HANDLING PRODUCTS LIMITED**  
 UNIT 20 BARLEYFIELD INDUSTRIAL ESTATE,  
 BRYNMAWR,  
 GWENT, NP23 4TF  
 TEL: (01495) 312172 FAX: (01495) 312089 EMAIL: info@baseproducts.co.uk

REVISION NUMBER  
 CUSTOMER

DRAWING TITLE  
**DOUBLE PILLAR PALLET LIFT  
 BOLTED GUARDED**

REMOVE ALL BURRS AND SHARP EDGES  
 TOLERANCES : UNLESS OTHERWISE STATED  
 FABRICATIONS : +/- 2.0mm  
 MACHINING : +/- 0.2mm  
 SHEET METAL WORK : +/- 1.0mm AND +/- 1.0 DEG

DRAWN	CHECKED	DATE
ART		00 00 00

DRAWING NUMBER  
**BP1607-1**