

Hydraulic Box Tipper

Hydraulic Box Tipper for 1000 Litre Stillages BTH/150/1500/B/G

Hydraulic Box Tipper Description

This hydraulic box tipper is designed to lift and tip a Stillage (1200 x 950 x 855mm) at a height of 1500mm into a transfer chute that feeds onto a sorting table. The hydraulic box tipper is constructed from mild steel with a painted finish. This hydraulic box tipper is powered via a hydraulic powerpack and tips the containers by the extension of an hydraulic cylinder. The hydraulic box tipper operates on a 'dead mans handle' principle and is designed to be bolted to the floor. The hydraulic cylinder is fitted with an hydraulic fuse to prevent the box from falling in the unlikely event of a hose failure.



Hydraulic Box Tipper for 1000 Litre Stillage

Call now on **01495 312 172**

webenquiry@basehandling.co.uk

Base Handling Products Limited, Unit 20, Barleyfield Industrial Estate
Brynmawr, Gwent, NP23 4YF.



Guarding

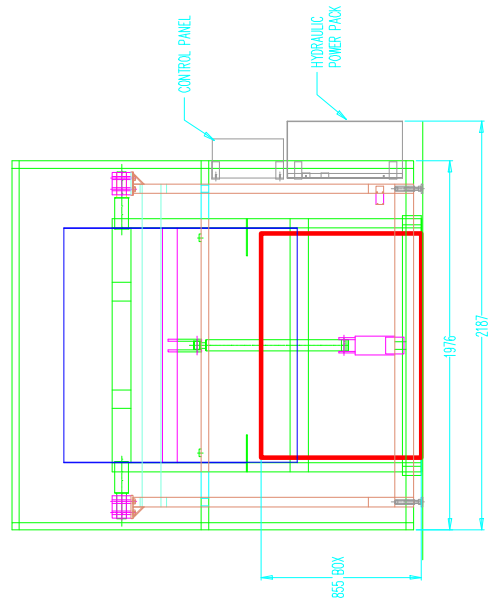
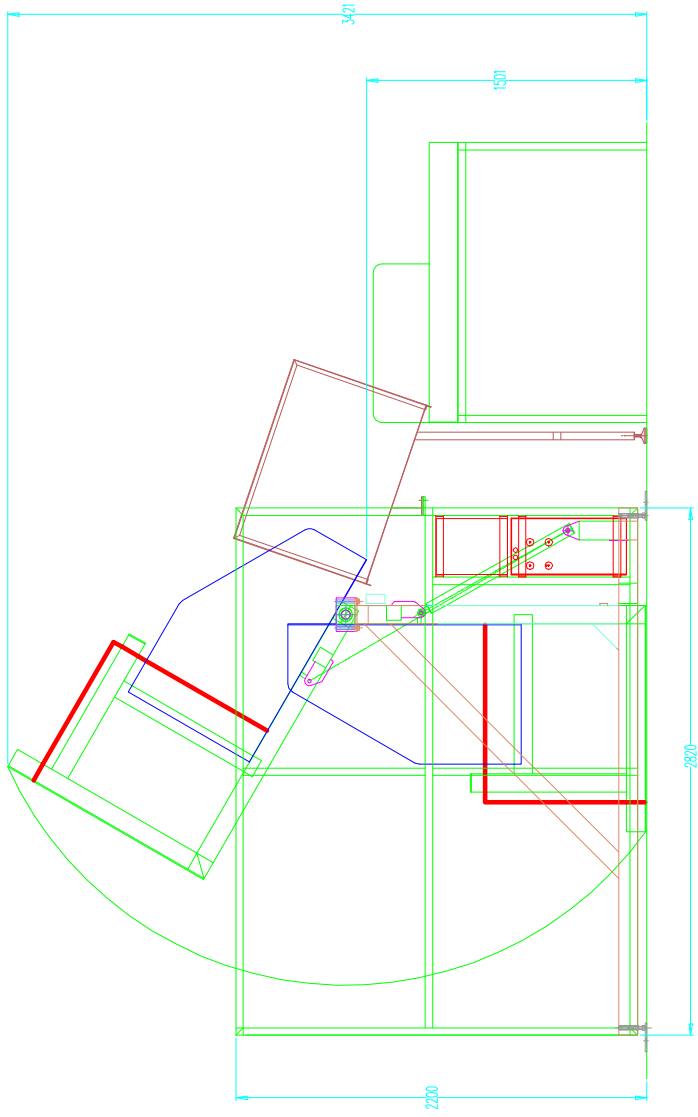
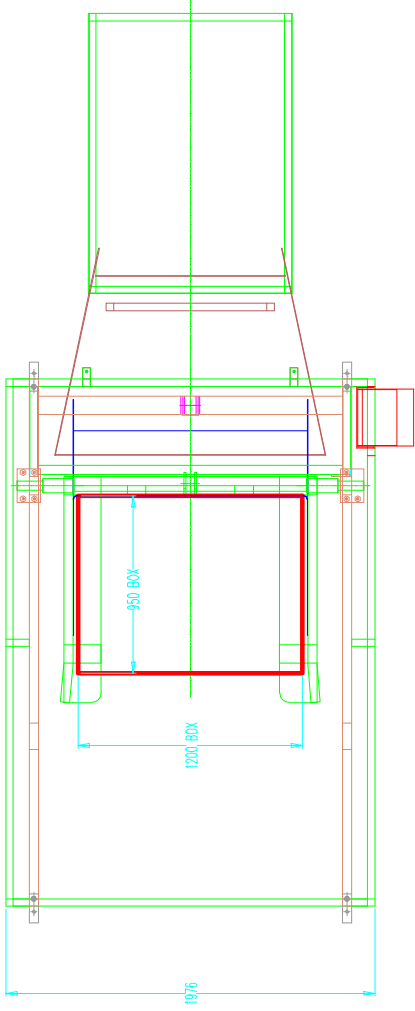
This hydraulic box tipper is fitted with side guards and a front guard only. The guard is constructed from 40 x 40 x 3mm steel box section and 3mm wire, 40mm aperture mild steel weld mesh with a painted finish. The side guards are 2200mm high and extend along the length of the hydraulic box tipper and the front guard is approximately 1200mm high.

Hydraulic Box Tipper Specification

DESCRIPTION	HYDRAULIC BOX TIPPER
MODEL NO.	BTH/150/1500/B/G
CAPACITY	150Kgs
TIPPING HEIGHT	1500mm
TIPPING ANGLE	120 DEGREES
MACHINE HANDING	LEFT OR RIGHT HAND AVAILABLE
TIPPING CHUTE	OPTIONAL
CONTAINER DESCRIPTION	STILLAGE 1200 x 950 x 855mm HIGH
BASE ARRANGEMENT	BOLTED TO THE FLOOR
CONTROL CIRCUIT	24Vac (STANDARD)
ELECTRICAL RATING	IP65
POWERPACK	415V, 50 Hz, 3 PHASE & NEUTRAL

Hydraulic Box Tipper Application Story

This hydraulic box tipper was required to lift and tip a stillage of coat hangers onto a sorting table so that they could be recycled. The Stillages were loaded using a hand pallet truck and the contents then lifted and tipped into a transfer chute. The hydraulic box tipper had a large 3mm steel tipping chute that fitted the Stillage closely to prevent product spillage and to provide additional reach into the transfer chute.



DATE	18-01-08
DESIGN	JPW
DRAWING NUMBER	BP3290-1
REWORK ALL BURS AND SHARP EDGES	
TOLERANCES : UNLESS OTHERWISE STATED	
FRACTIONS : +/- 0.2mm	
ANGLES : UNLESS OTHERWISE STATED	
SHEET METAL WORK +/- 1.0mm AND +/- 1.0 DEG	
DOWN HATCH PROTECTION	

REGION NUMBER	CASPER
DRAWING TITLE	HYDRAULIC 1000 LITRE STILLAGE TIPPER BOLTED GUARDED
BASE HANDLING PRODUCTS LIMITED	
UNIT 20 BARCFIELD INDUSTRIAL ESTATE,	
BRIMING, VIC	
3711-3715	
TEL: (0395) 357172	FAX: (0395) 352888
EMAIL: info@baseproducts.co.uk	